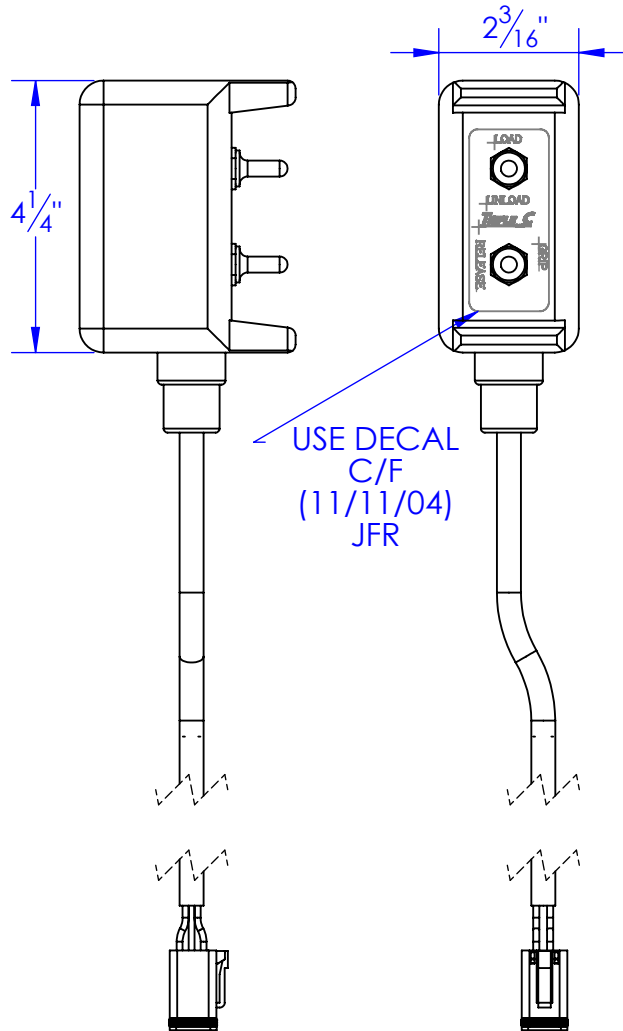


# EL-SWH-218 " PENDANT SIDE"

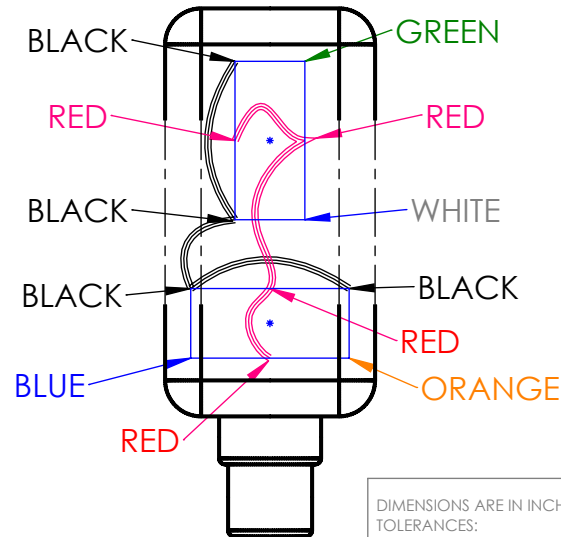
REV.	DESCRIPTION	DATE	APPROVED
A	UPDATED TO NEW STANDARD PRINT FROM HAND NOTES	2/27/2013	
B	SWITCHED WIRE LOCATION TO KEEP FUNCTIONS THE SAME COLORS THE SAME ON FUNCTIONS.	4/3/2013	



DEUTSCH PLUG		
LABELED PINS	COLOR	FUNCTION
1	BLACK	GROUND
2	RED	POWER
3	BLUE	RELEASE
4	ORANGE	GRIP
5	WHITE	LOAD
6	GREEN	UNLOAD

8 FOOT 18 - CABLE

DUETSCH PLUG DT06-6S

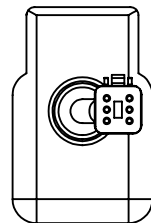


PENDANT



SWITCHED GREEN & WHITE

SWITCHED ORANGE & BLUE



PROPRIETARY AND CONFIDENTIAL  
THE INFORMATION CONTAINED IN THIS DRAWING IS THE SOLE PROPERTY OF TRIPLE C INC. ANY REPRODUCTION IN PART OR AS A WHOLE WITHOUT THE WRITTEN PERMISSION OF TRIPLE C INC. IS PROHIBITED.

DIMENSIONS ARE IN INCHES  
TOLERANCES:  
FRACTIONAL  $\pm 1/16$   
ANGULAR: MACH  $\pm 1$  BEND  $\pm$   
TWO PLACE DECIMAL  $\pm 010$   
THREE PLACE DECIMAL  $\pm 005$

MATERIAL ---  
DO NOT SCALE DRAWING

NAME	DATE
DRAWN HEATH	11/18/2013
PART # EL-SWH-218	
ASM #	
COMMENTS: PENDANT SWITCH MODULE, 12V 2 SPOOL, HB	

P.O. BOX 248,  
SABETHA, KS 66534

**TRIPLE C**  
INC.

SIZE A	DWG. NO. 10-1907 B	REV. B
SCALE: 1:3	WEIGHT: --	SHEET 1 OF 1